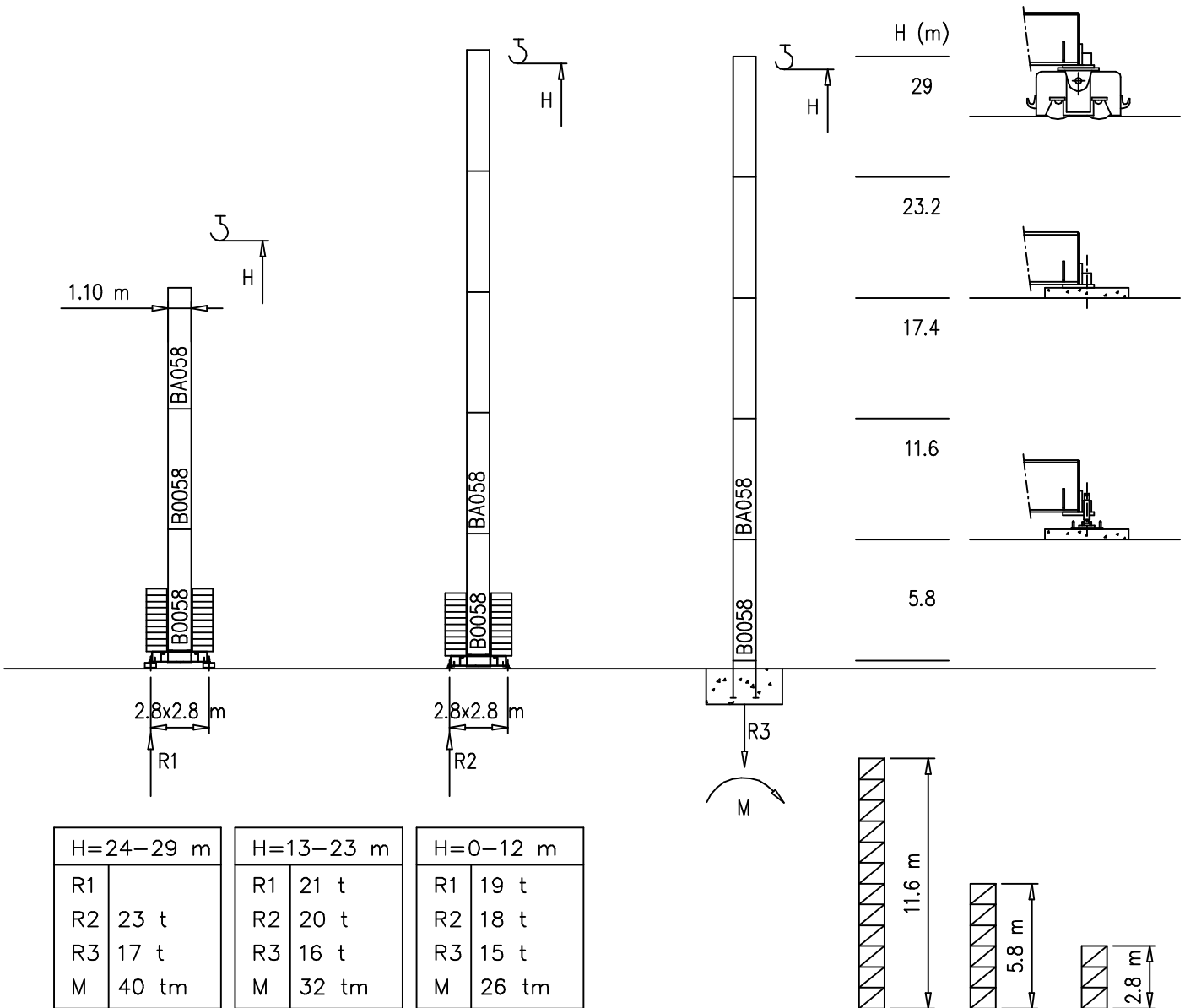
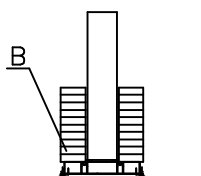


- S1210 – 1.21x1.21 m
- S1100 – 1.10x1.10 m

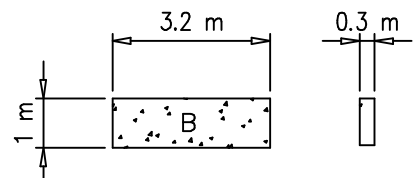
S1100



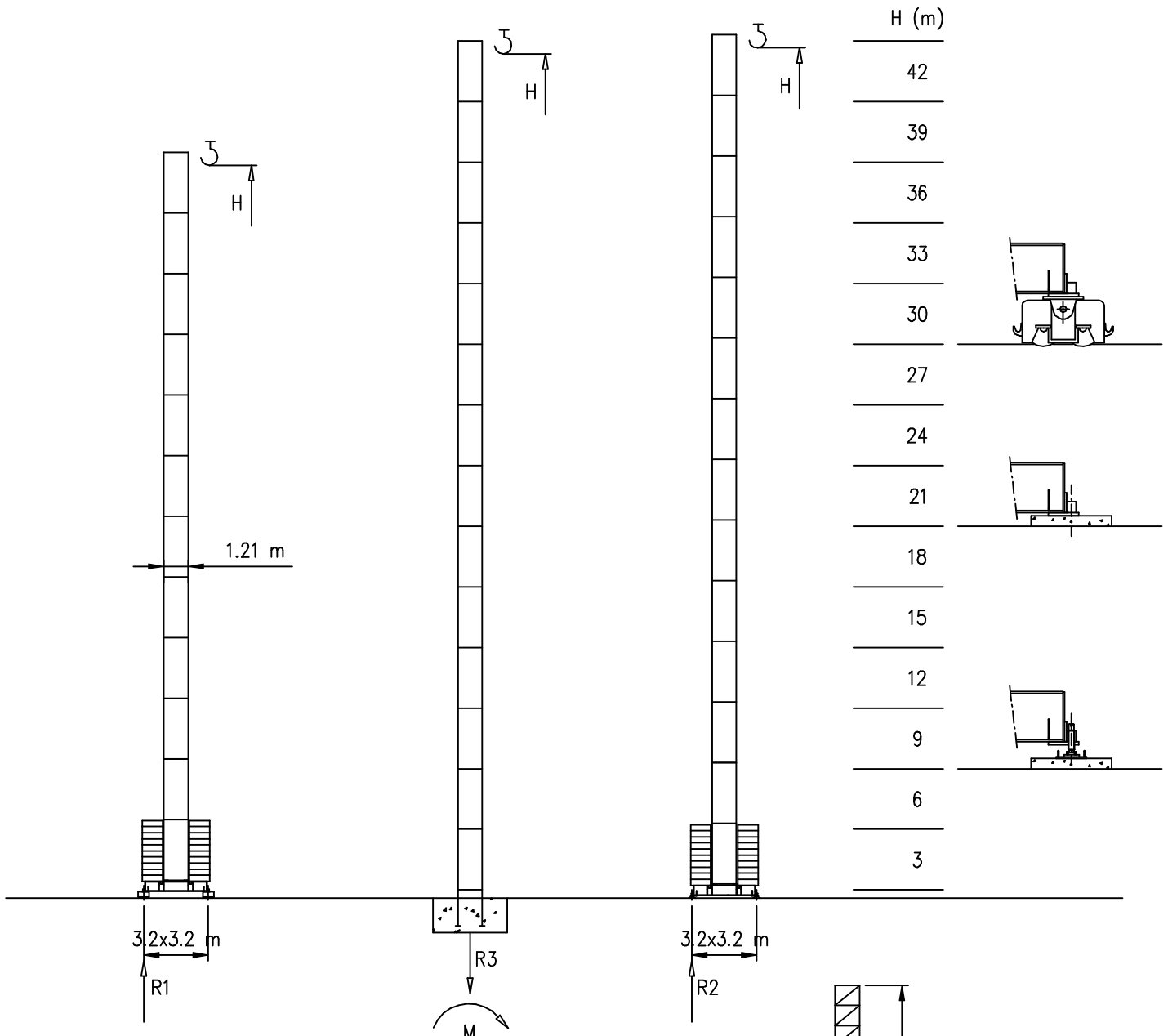
Peso zavorra – Ballast weight – Poids du lest – Ballastgewicht – Peso de lastre



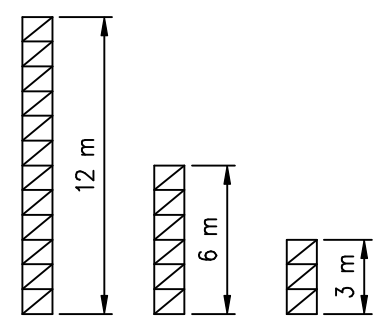
H	n°	Tot.
0–12 m	10 B	22000 kg
13–23 m	12 B	26400 kg
24–29 m	14 B	30800 kg



S1210

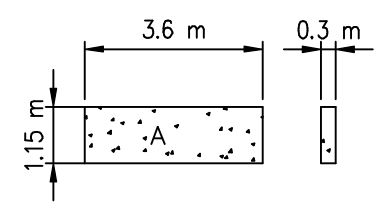


H=37-42 m		H=31-36 m		H=19-30 m		H=0-18 m	
R1		R1	26 t	R1	21 t	R1	18 t
R2	69 t	R2	25 t	R2	20 t	R2	17 t
R3	40 t	R3	20 t	R3	19 t	R3	17 t
M	185 tm	M	48 tm	M	40 tm	M	28 tm



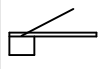
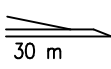
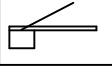
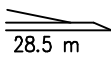
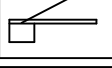
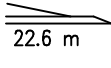
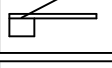
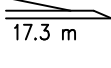

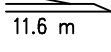
Peso zavorra – Ballast weight – Poids du lest – Ballastgewicht – Peso de lastre

H	n°	Tot.
0-18 m	6 A	18000 kg
19-30 m	8 A	24000 kg
30-36 m	12 A	36000 kg
37-42 m	24 A	72000 kg



Curve di carico – Courbes de charges – Load diagrams – LastKurven – Curvas de cargas

Pmax 1800 kg

	3810 kg	 30 m	2	17.3	19.0	22.6	28.5	30	m
			1800	1800	1650	1400	1100	850	kg
	3810 kg	 28.5 m	2	17.3	21.0	22.6	28.5	m	
			1800	1800	1500	1200	1000	kg	
	3810 kg	 22.6 m	2	17.3	21.0	22.6	m		
			1800	1800	1500	1350	kg		
	2730 kg	 17.3 m	2	17.3	m				
			1800	1800	kg				
	1650 kg	 11.6 m	2	11.6	m				
			1800	1800	kg				

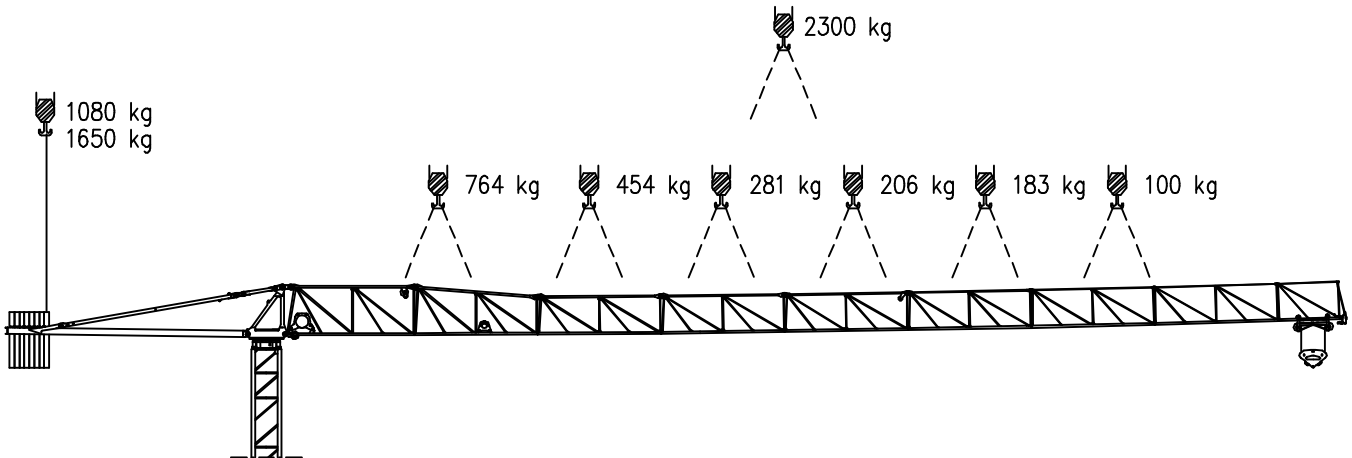
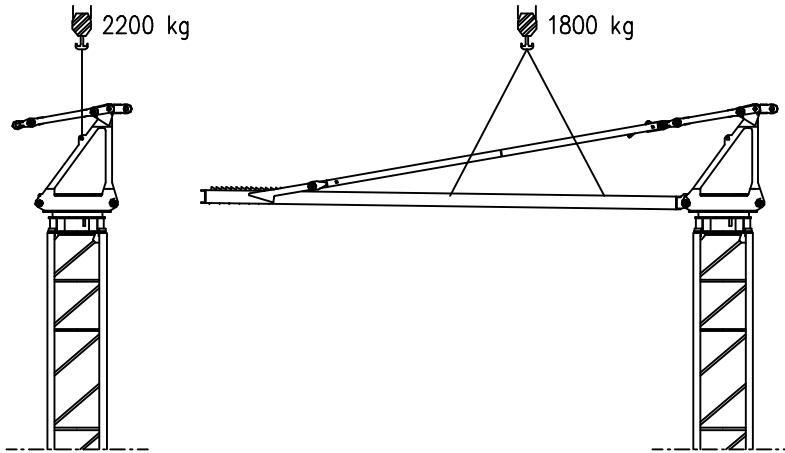
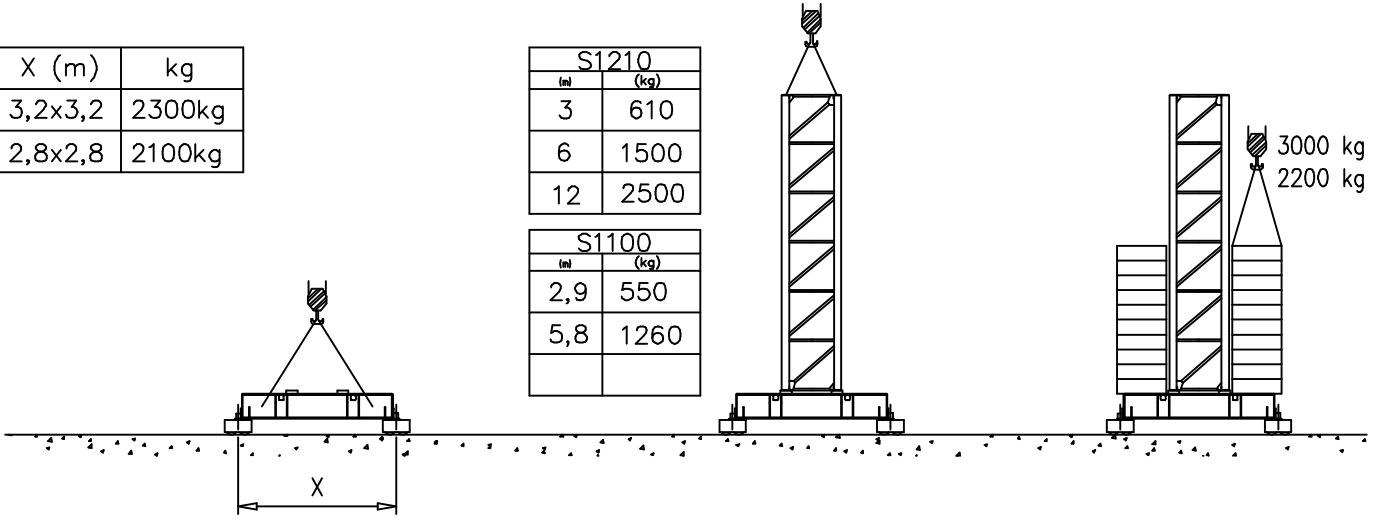


Montaggio – Montage – Erection – Montage – Montaje – Montagem


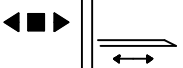

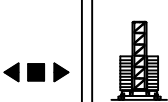
X (m)	kg
3,2x3,2	2300kg
2,8x2,8	2100kg

S1210	
(m)	(kg)
3	610
6	1500
12	2500

S1100	
(m)	(kg)
2,9	550
5,8	1260



Meccanismi – Mechanisms – Mécanismes – Antriebe – Mecanismos

Sollevamento M05.47 Hoisting Levage Heben Elevaciòn Elevaçao		1a	3 m/min	1800 kg	5.5 kW	19kVA
		2a	16 m/min	1800 kg		
		3a	28 m/min	1000 kg		
		4a	* 40 m/min	600 kg		
		5a	* 47 m/min	300 kg		
		* OPTIONAL				
Carrello Trolleying Distribution Katzfahren Distribuciòn Distribuiçao		1a	5 m/min	1800 kg	1.1 kW	Potenza elettrica necessaria Puissance électrique nécessaire Necessary electric power Anschlusswert – Potencia
		2a	17 m/min	1800 kg		
		3a	34 m/min	1800 kg		
Rotazione Slewing Orientation Schwenken Orientaciòn Rotaçao		1a	0 → 0.2	giri/min tr/min rp/min	4 kW	
		2a	0 → 0.4			
		3a	0 → 0.7			
Traslazione Travelling Translation Kranfahren Traslaciòn Translaçao		1a	0 → 8	m/min	3.7 kW	
		2a	0 → 18			

Rete elettrica – Réseau – Mains supply – Netzstrom – Red – Rede electrica	400V – 50 Hz
	480V – 60 Hz

 FMgru s.r.l. via Emilia 11–29010 Pontenure PC ITALY tel. 0523/510446 ric.aut. fax 0523/510365 www.fmgru.com e-mail: info@fmgru.com
--

FEM 1.001 2000/14/CE



Documento commerciale non contrattuale
Per tutte le informazioni tecniche riferirsi
alle corrispondenti istruzioni

Unverbindliches Vertriebsdokument.
Für technische Informationen, siehe die
entsprechenden Anweisungen.

This commercial document is not legally
binding. For any technical information, please
refer to the corresponding instructions.

Documento commercial no contractual
Para cualquier información técnica,
ver la noticia correspondiente.

Code: 15ICA37T05A0			
Ed.	Data	Rev	Data
1	15.09.06	0	15.09.06