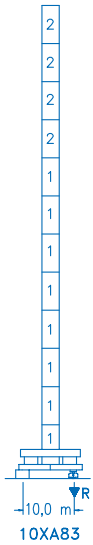


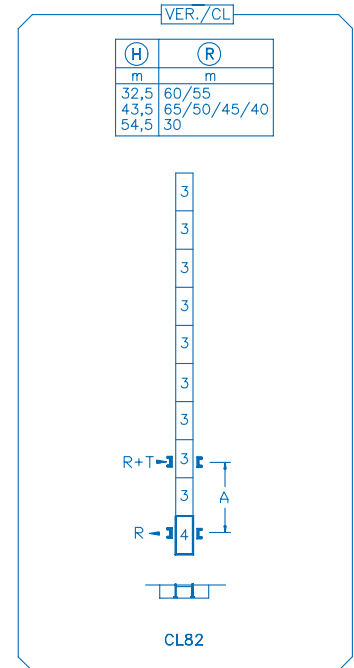
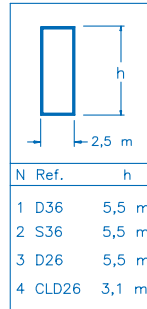
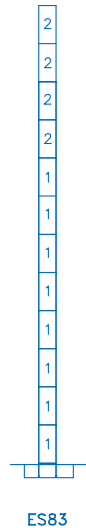
CE
DIN 15018 H1 B3


R	16,5	18	20	22	24	27	30	32	35	38	40	45	50	55	60	65 m
65	12000	12000	12000	12000	12000	12000	10650	9890	8930	8120	7660	6680	5900	5270	4740	4300
60	24000	21910	19620	17750	16200	14300	12780	11930	10840	9920	9380	8250	7350	6610	6000	
55	24000	24000	24000	21500	19460	16980	15080	14010	12650	11520	10860	9480	8390	7500		
50	24000	24000	24000	24000	21610	18800	16560	15340	13800	12520	11780	10240	9000			
45	24000	24000	24000	24000	22840	19920	17640	16370	14760	13420	12640	11000				
40	24000	24000	24000	24000	22900	20280	17900	16660	15090	13770	13000					
35	24000	24000	24000	24000	24000	21100	18880	17620	16000							
30	24000	24000	24000	24000	24000	20620	18000									

(H)	(R)
m	m
51,5	65/60/55
62,5	50/45
68,0	40/35
73,5	30



(H)	(R)
m	m
49,0	65/60/55
60,0	50/45
65,5	40/35
71,0	30






AFU-110

110 kW

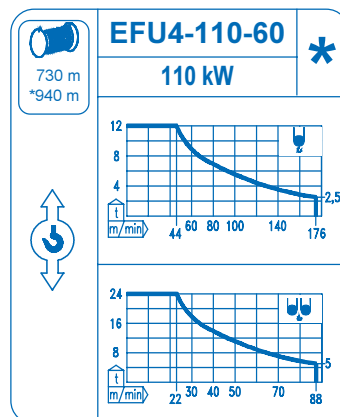
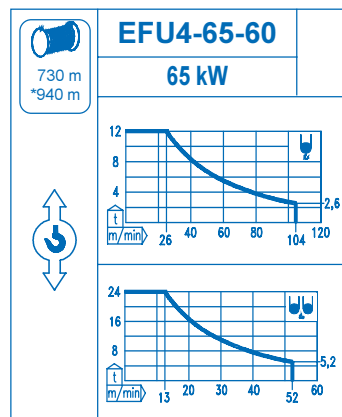
2 min



GR-12

4 x 120 Nm

0 ⇄ 0,7 rpm



Tensión de alimentación Operating voltage Tension de service Betriebsspannung	400 V 3 ph 50 Hz
--	---

Opcional Optional En option Kaufoption	*
---	----------