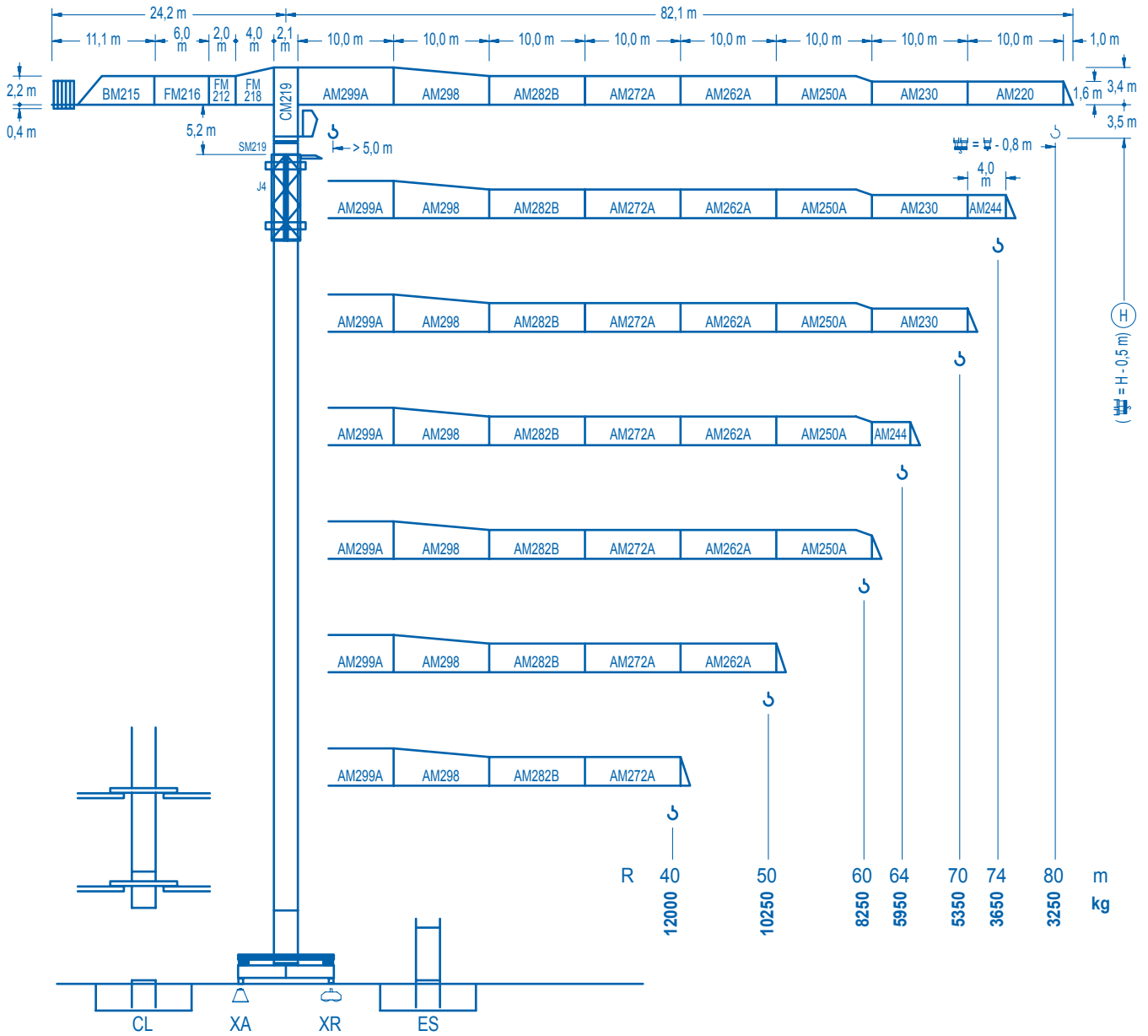


## LINDEN 2100

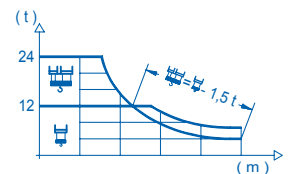
## 21 LC 550

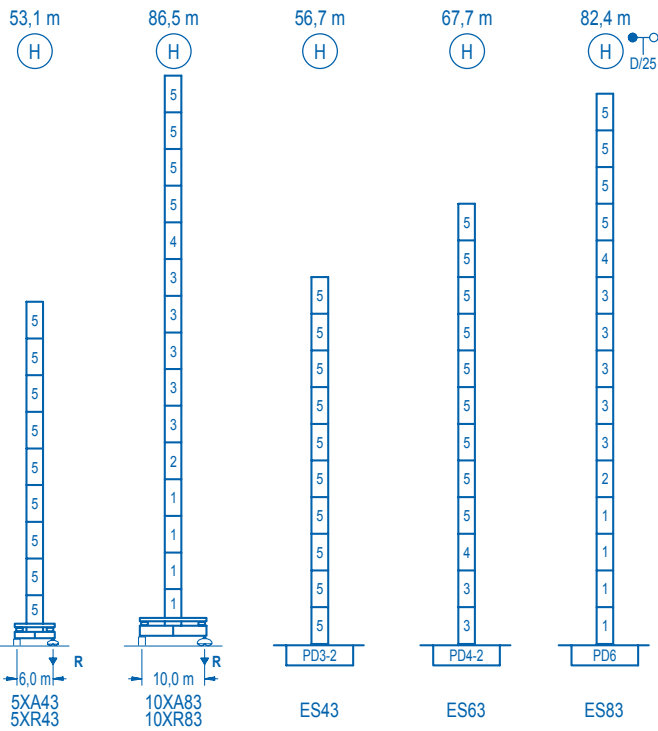
## 24 t



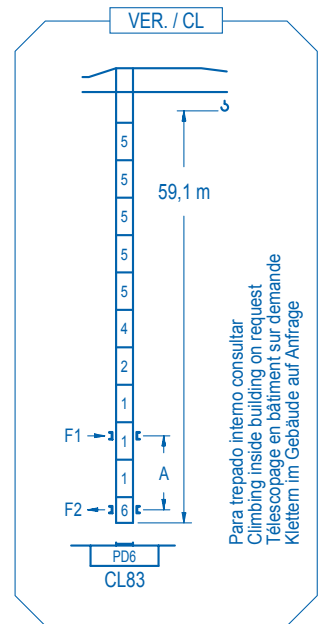
**CE** EN 14439  
(C/25)

R (m)	⚖														⚖																	
80	15,3	18,0	20,0	26,5	28,5	35,0	40,0	45,0	50,0	55,0	60,0	64,0	70,0	74,0	80,0	m	24000	19610	17200	12000	12000	9410	8020	6950	6100	5400	4830	4430	3920	3630	3250	kg
	74	15,2	18,0	20,0	26,4	28,5	35,0	40,0	45,0	50,0	55,0	60,0	64,0	70,0	74,0	m	24000	19560	17160	12000	12000	9450	8060	6980	6130	5430	4850	4450	3940	3650		kg
70		18,7	20,0	25,0	32,6	35,8	40,0	45,0	50,0	55,0	60,0	64,0	70,0	m	24000	22140	16850	12000	12000	10550	9190	8110	7230	6500	5990	5350				kg		
	64		18,5	20,0	25,0	32,3	35,6	40,0	45,0	50,0	55,0	60,0	64,0	m	24000	21870	16640	12000	12000	10480	9130	8050	7180	6450	5950					kg		
60			22,3	25,0	30,0	35,0	39,1	43,5	50,0	55,0	60,0	m	24000	20940	16770	13830	12000	12000	10220	9140	8250								kg			
	50			22,2	25,0	30,0	35,0	38,9	43,6	50,0	m	24000	20800	16660	13730	12000	12000	10250											kg			
40				22,1	25,0	30,0	38,8	40,0	m	24000	20740	16610	12000	12000															kg			





nº	Ref.	h	h
1	D36	2,5	5,5
2	TD36A	2,5	5,5
3	D34	2,5	5,5
4	TD34	2,5	5,5
5	D33	2,5	5,5
6	CLD36	2,5	3,8



Para trepado interno consultar  
Climbing inside building on request  
Télescopage en bâtiment sur demande  
Klettern im Gebäude auf Anfrage

<b>R. máx.</b>	En servicio	5XR43.....133,7 t
	In operation	10XR83.....118,2 t
	In service	

<b>R. máx.</b>	Fuera de servicio	5XR43.....93,0 t
	Out of service	10XR83.....186,1 t
	Hors service	

Para otras zonas de viento o alturas superiores consultar  
For other wind zones or additional hook heights on request  
Pour d'autres zones de vent ou des hauteurs supplémentaires sur demande  
Für andere Windzonen oder weiteren Hakenhöhen auf Anfrage

	5XA43	10XA83
A max	40,4	73,8
B max	- 33,0	- 27,5
C max	45,7 40,2	40,2 40,2
H max	86,1 113,6	114,0 141,5

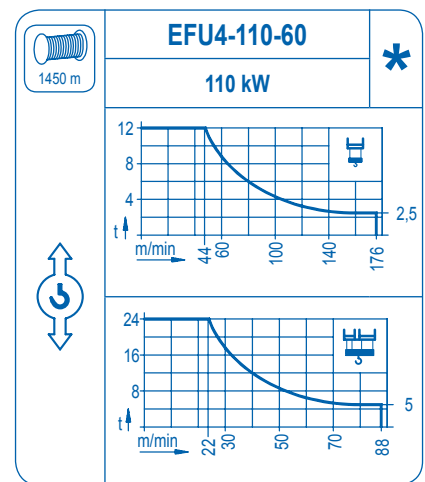
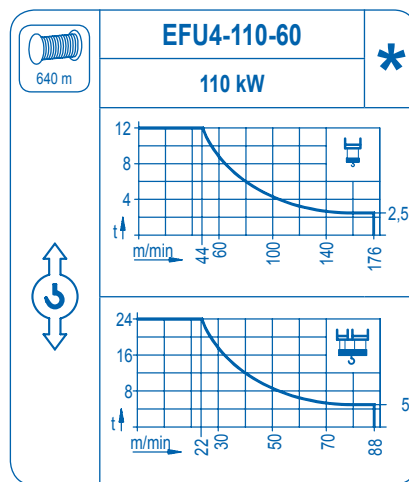
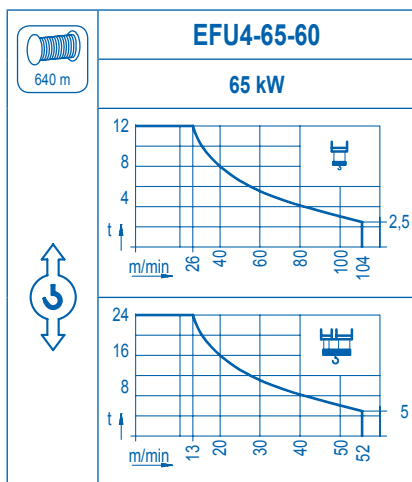
	ES43	ES63	ES83
A max	44,1	55,1	71,6
B max	- 33,0	- 27,5	- 27,5
C max	45,7 40,2	40,2 40,2	40,2 40,2
H max	89,8 117,3	95,3 122,8	111,8 139,3

**CFU-7.5**  
7,5 kW  
0 ⇄ 80 m/min

**GR-12**  
4 x 120 Nm  
0 ⇄ 0,7 rpm

**TRA-7.5**   **TRA-10**  
2 x 75 Nm   2 x 100 Nm  
0 ⇄ 20 m/min  
5XR43   10XR83

**TRA-7.5VC**   **TRA-10VC**  
2 x 75 Nm   2 x 100 Nm  
0 ⇄ 20 m/min  
5XR43   10XR83



Tensión de alimentación	400 V
Operating voltage	3 ph
Tension de service	50 Hz
Betriebsspannung	

Opcional	*
Optional	
En option	
Kaufoption	